

Name: _____

Date: _____

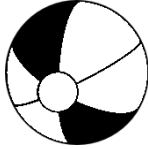











What 3D shape is this?
Cut and paste the pictures.

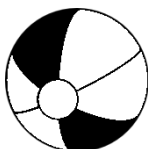











cone 

cylinder 

sphere 

cube 

Name: _____ Date: _____

Find and draw something that is a:

cone 

cylinder 

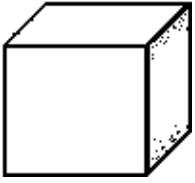
sphere 

cube 

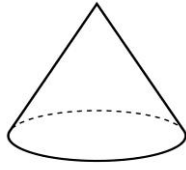
Name: _____

Date: _____


Recognizing 3D Shapes
Directions: Match the shapes.



cube



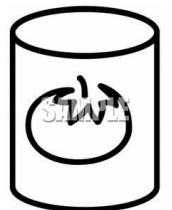
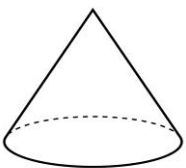

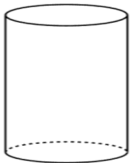
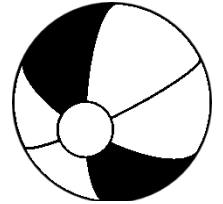
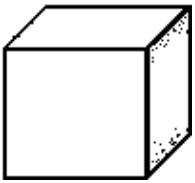
cone



sphere



cylinder

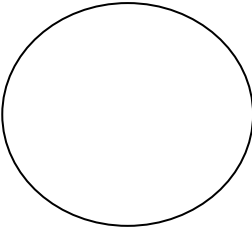
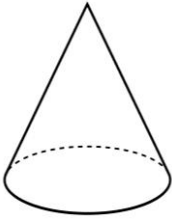
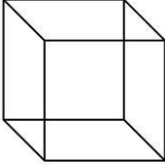

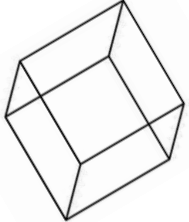

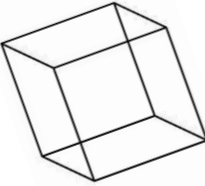
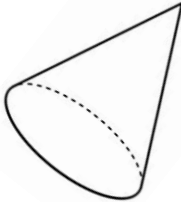
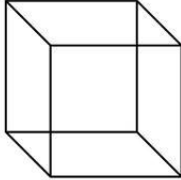
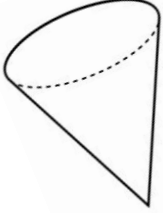
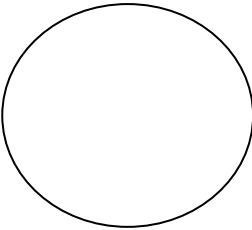

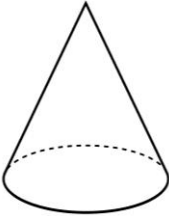
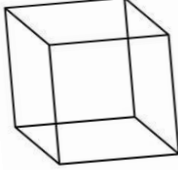
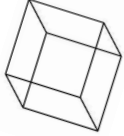

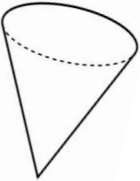
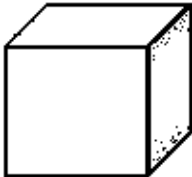
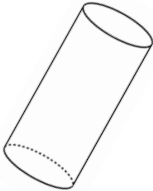
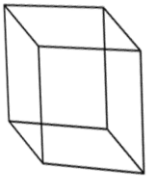


Name: _____

Date: _____

Flat Surfaces on 3D Shapes

Directions: Circle the 3D shapes with a flat surface that matches the shapes on the left.

Name: _____ Date: _____

Flat Surfaces on 3D Shapes

Directions: Color the matching flat surface of the cone and the cylinder RED,
Then have children color the matching flat surface of the cube YELLOW.

